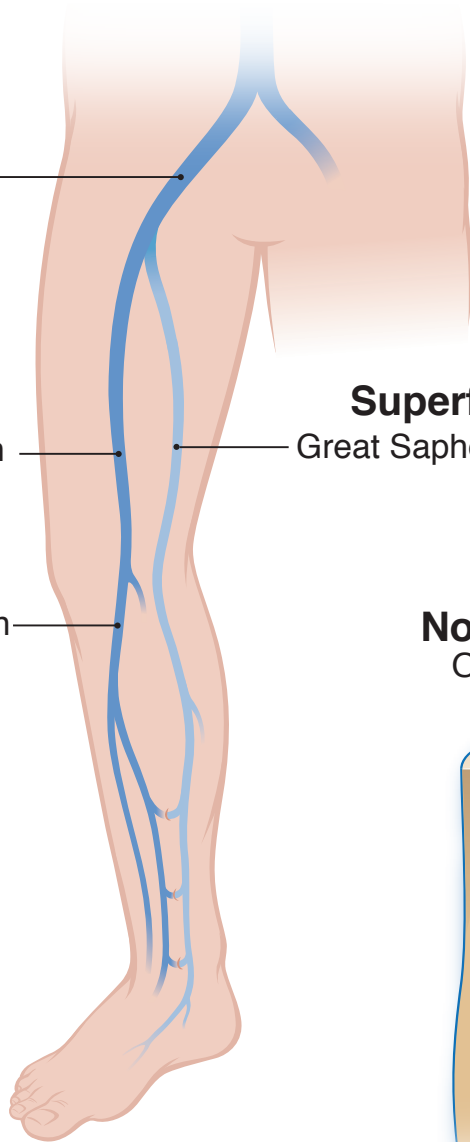


Deep Veins:

Iliac Vein

Common Femoral Vein

Popliteal Vein




Superficial Veins:

Great Saphenous Vein (GSV)

Venous Insufficiency

Normal Vein Open Valve



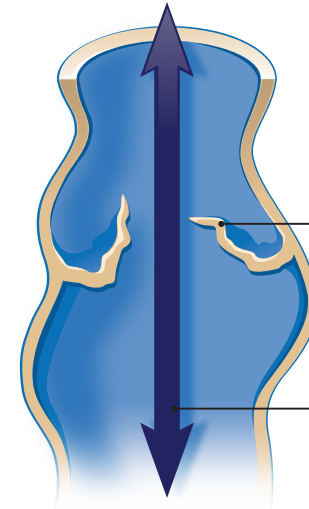
Normal valve opens to allow blood flow toward heart

Normal Vein Closed Valve



Normal valve closes to prevent reverse of blood flow

Varicose Vein Damaged/Nonfunctional Valve



Incompetent valve

Vein wall thinned and bulging

Abnormal blood flow backward down leg

Damaged/Nonfunctional valve cannot close properly and blood flow is impaired